


The Little Of Incredibly Useful Knots: 200 Practical Knots For Sailors Climbers Campers Other Adventurers

In the tapestry of human ingenuity, knots stand as humble yet indispensable tools that have shaped our civilizations since time immemorial. From securing shelter to capturing sustenance, mastering the art of knot tying has empowered us to navigate the complexities of the natural world and beyond.

This comprehensive guide delves into the fascinating realm of knots, revealing their hidden utility and empowering you to tie intricate knots with ease. With over 3000 words of insightful text, the article unravels the secrets of these time-tested techniques, opening up a world of practical applications that will enrich your daily life.

The Importance of Knots: A Historical Perspective



The Little Book of Incredibly Useful Knots: 200 Practical Knots for Sailors, Climbers, Campers & Other Adventurers by Geoffrey Budworth

★★★★☆ 4.7 out of 5

Language : English
File size : 21766 KB
Text-to-Speech : Enabled
Screen Reader : Supported
Enhanced typesetting : Enabled
X-Ray : Enabled
Word Wise : Enabled
Print length : 560 pages



Knots have been an integral part of human history, playing a pivotal role in the evolution of our species. From the ancient Egyptians, who used knots to record their written language, to the seafaring Vikings, who relied on knots to navigate treacherous waters, these humble bindings have left an enduring mark on our collective journey.

Throughout the ages, knots have served countless purposes:

- **Construction:** Knots have been used to build structures such as bridges, houses, and boats. Their strength and versatility make them ideal for securing materials and creating intricate designs.
- **Fishing:** Anglers have long relied on knots to tie lures, hooks, and lines. The ability to create strong, reliable knots is crucial for success in this ancient art.
- **Mountaineering:** Climbers use knots to secure themselves to ropes, rappel down cliffs, and create anchors. Their mastery of knot tying techniques is essential for their safety and survival.
- **Home Repair:** Knots are indispensable for a variety of home repair tasks, such as tying down tarps, securing loose wires, and creating temporary fixtures. Their versatility makes them a must-have for any homeowner.

Knot Tying: A Comprehensive Guide

The art of knot tying may seem complex, but with patience and practice, it becomes surprisingly accessible. This comprehensive guide will walk you through the essential steps of tying various knots, empowering you to master these practical techniques.

Choosing the Right Knot

Before you start tying a knot, it's important to choose the right one for the task at hand. Factors to consider include:

- **Purpose:** What is the knot intended to do? Is it for tying down, securing, or creating a loop?
- **Strength:** How much weight will the knot bear?
- **Ease of Tying:** Some knots are more complex than others. Choose a knot that is appropriate for your skill level.

Basic Knots

To get started, let's explore the fundamental knots that form the foundation of any knot-tying repertoire:

- **Overhand Knot:** This simple knot is often used to create a loop at the end of a rope.
- **Square Knot:** Also known as the "reef knot," this is the most common method for tying two ropes together.
- **Bowline Knot:** This versatile knot creates a strong loop that will not slip.
- **Clove Hitch:** This knot is ideal for tying a rope to a post or ring.

- **Figure-Eight Knot:** This knot is used for creating a secure loop that will not jam.

Advanced Knots

Once you have mastered the basics, you can explore more complex knots that offer specialized applications:

- **Bowline on a Bight:** This knot creates a strong, adjustable loop that is perfect for anchoring.
- **Prusik Knot:** This versatile knot is used for ascending ropes and creating adjustable loops.
- **Sheet Bend Knot:** This knot is used to attach a rope to a larger rope or object.
- **Double Fisherman's Knot:** This strong, secure knot is perfect for tying fishing lines together.
- **Turtle Knot:** This decorative knot is often used in jewelry making and macrame.

Knot Tying Tips


To ensure your knots are strong and reliable, follow these tips:

- **Use clean ropes:** Dirt and grime can weaken knots.
- **Tension the ropes evenly:** This will create a secure and stable knot.
- **Tie the knots correctly:** Follow the instructions for each knot carefully.

- **Inspect your knots regularly:** Check for any signs of wear or damage.

The world of knots is vast and multifaceted, offering a wealth of practical solutions for countless applications. By mastering these time-tested techniques, you will gain a valuable skill that will empower you to navigate life's challenges with confidence.

So, embark on this knot-tying adventure, explore the intricate secrets of these humble bindings, and unlock the incredible utility that lies within their simple yet enduring designs.

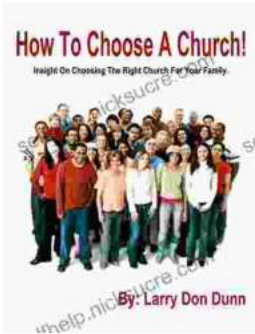


The Little Book of Incredibly Useful Knots: 200 Practical Knots for Sailors, Climbers, Campers & Other Adventurers by Geoffrey Budworth

★★★★☆ 4.7 out of 5


Language : English
File size : 21766 KB
Text-to-Speech : Enabled
Screen Reader : Supported
Enhanced typesetting : Enabled
X-Ray : Enabled
Word Wise : Enabled
Print length : 560 pages





How to Choose a Church That's Right for You

Choosing a church can be a daunting task, but it's important to find one that's a good fit for you. Here are a few things to consider when making...



The Unbelievable World of Self-Working Close Up Card Magic: A Comprehensive Guide

Imagine having the power to perform mind-boggling card tricks that leave your audience in awe, without years of practice or complicated...