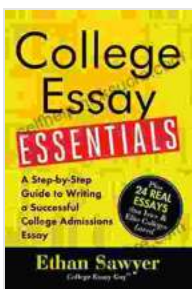


Step-by-Step Guide to Writing a Stellar College Admissions Essay

Your college admissions essay is a critical component of your application, offering you a chance to showcase your writing skills, creativity, and personal narrative. Crafting a successful essay can greatly enhance your chances of admission to your dream school. This comprehensive guide will provide you with everything you need to know to write a standout essay that will impress admissions officers.

1. Choose a Compelling Topic

The topic of your essay should be something that you are passionate about and that you can write about with authenticity and enthusiasm. Consider your experiences, interests, values, and goals. What makes you unique? What do you want the admissions committee to know about you? Once you have identified a topic that resonates with you, conduct thorough research to ensure that you have a deep understanding of the subject matter.



College Essay Essentials: A Step-by-Step Guide to Writing a Successful College Admissions Essay

by Ethan Sawyer

★★★★☆ 4.5 out of 5

Language : English
File size : 1695 KB
Text-to-Speech : Enabled
Screen Reader : Supported
Enhanced typesetting : Enabled
X-Ray : Enabled
Print length : 258 pages



2. Create an Outline

An outline will serve as a roadmap for your essay, ensuring that you stay organized and on track. It will help you structure your ideas, develop a logical flow, and avoid rambling. Start by identifying the main points you want to cover in your essay, then divide them into smaller subpoints. Each subpoint should support your main argument and provide evidence to back it up.

3. Craft a Strong

The is your chance to grab the reader's attention and set the tone for your essay. Start with a compelling hook that immediately draws the reader in. This could be a personal anecdote, a thought-provoking question, or a surprising statistic. Then, provide a brief overview of your topic and state your main argument. Use strong verbs and descriptive language to paint a vivid picture and make your unforgettable.

4. Develop Body Paragraphs

Each body paragraph should focus on a different aspect of your topic. Start each paragraph with a topic sentence that states your main point for the paragraph. Then, provide evidence to support your point, such as personal experiences, research findings, or quotes from experts. Use transitions to smoothly connect your paragraphs and maintain a logical flow throughout your essay.

5. Write a

This is your opportunity to wrap up your essay and leave a lasting impression on the reader. Restate your main argument in a concise and memorable way. Summarize the key points you have made throughout the essay. End with a call to action or a thought-provoking statement that encourages the reader to reflect on your message. Use strong language and avoid clichés to make your impactful and memorable.

6. Revise and Edit

Once you have finished writing your essay, take some time to step away from it. When you return, reread your essay carefully and critically. Check for any errors in grammar, spelling, and punctuation. Ensure that your ideas are presented clearly and that your writing is concise and engaging. Ask a friend, family member, or tutor to read your essay and provide feedback on its quality and effectiveness.

7. Finalize Your Essay

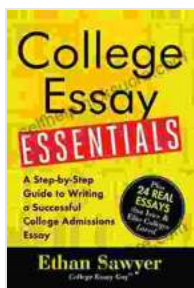
After you have revised and edited your essay, it is time to finalize it. Proofread your essay one last time for any remaining errors. Ensure that your essay adheres to the required formatting guidelines, such as font size, line spacing, and margins. Submit your essay on time and with confidence, knowing that you have put your best foot forward.

Additional Tips for Success

- **Start early:** Give yourself ample time to brainstorm, research, write, and revise your essay.
- **Be yourself:** Write in your own authentic voice and share your unique perspective.

- **Show, don't tell:** Use vivid imagery, sensory details, and specific examples to make your writing come alive.
- **Proofread carefully:** Errors in grammar, spelling, and punctuation can undermine your credibility.
- **Seek feedback:** Ask trusted individuals to read and critique your essay for valuable insights.
- **Stay positive:** Writing a college admissions essay can be challenging, but remember that it is an opportunity to showcase your strengths and aspirations.

Writing a successful college admissions essay requires careful planning, thoughtful execution, and diligent revision. By following the steps outlined in this comprehensive guide, you can craft a compelling essay that will stand out from the crowd and increase your chances of acceptance to your dream school. Remember, the admissions committee is looking for students who are passionate, articulate, and have something unique to offer. Embrace this opportunity to share your story and demonstrate your potential as a future college student.



College Essay Essentials: A Step-by-Step Guide to Writing a Successful College Admissions Essay


by Ethan Sawyer

★★★★☆ 4.5 out of 5

Language : English
 File size : 1695 KB
 Text-to-Speech : Enabled
 Screen Reader : Supported
 Enhanced typesetting : Enabled
 X-Ray : Enabled
 Print length : 258 pages

FREE

DOWNLOAD E-BOOK



How to Choose a Church That's Right for You

Choosing a church can be a daunting task, but it's important to find one that's a good fit for you. Here are a few things to consider when making...



The Unbelievable World of Self-Working Close Up Card Magic: A Comprehensive Guide

Imagine having the power to perform mind-boggling card tricks that leave your audience in awe, without years of practice or complicated...