


Spot the Difference Puzzles for Kids: Bugs

Welcome to the enchanting world of bugs, where tiny creatures come to life in our spot the difference puzzles! These puzzles are not just a source of entertainment, but also a wonderful way to enhance your child's observation skills, cognitive abilities, and bug-related knowledge.



Spot the Difference Puzzles for Kids - Bugs: Hidden Picture Puzzles for Kids with Bug Pictures (Spot the Difference - Kids) by Drew Harris

★★★★☆ 4.7 out of 5

Language : English
File size : 111318 KB
Text-to-Speech : Enabled
Enhanced typesetting : Enabled
Print length : 61 pages
Lending : Enabled
Screen Reader : Supported



Each puzzle features two seemingly identical images of bugs, but upon closer examination, there are subtle differences between them. Encourage your child to carefully compare the images and identify the hidden differences. Whether it's a missing leg, a different wing pattern, or a change in color, these puzzles challenge their attention to detail and problem-solving skills.

Benefits of Spot the Difference Puzzles

- **Improved Observation Skills:** Spotting the differences requires keen observation and the ability to notice even the smallest details.
- **Enhanced Cognitive Abilities:** These puzzles engage multiple cognitive functions, such as visual processing, problem-solving, and critical thinking.
- **Bug Exploration:** The puzzles feature a diverse range of bugs, fostering an interest in entomology and exposing kids to the wonders of the insect world.
- **Fun Learning:** Learning about bugs can be fun and exciting with these engaging puzzles.

Difficulty Levels

Our spot the difference puzzles come in three difficulty levels:

- **Beginner:** Ideal for younger children with 5-10 differences to find.
- **Intermediate:** Suitable for ages 6-8 with 10-15 differences to discover.
- **Advanced:** Perfect for older kids and adults with 15+ differences to spot.

How to Use the Puzzles

1. Print out the puzzles or view them on a digital device.
2. Provide your child with a pencil or pen.
3. Instruct them to carefully examine the two images and identify the differences.
4. Encourage them to take their time and be thorough.


5. Once they have identified all the differences, they can circle or mark them on the page.

Spot the difference puzzles are an excellent way to stimulate your child's mind and provide hours of educational fun. By engaging with these puzzles, kids can develop their observation skills, enhance their cognitive abilities, and cultivate an appreciation for the fascinating world of bugs. So, grab a pencil, print out our puzzles, and let the bug-spotting adventure begin!

Printable Puzzles

Download and print our spot the difference puzzles in PDF format:

- Beginner (5-10 differences)
- Intermediate (10-15 differences)
- Advanced (15+ differences)

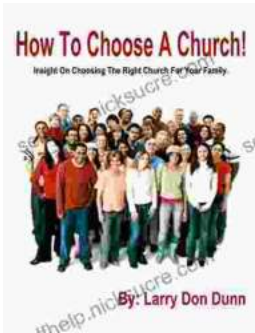


Spot the Difference Puzzles for Kids - Bugs: Hidden Picture Puzzles for Kids with Bug Pictures (Spot the Difference - Kids) by Drew Harris

★★★★☆ 4.7 out of 5

Language : English
File size : 111318 KB
Text-to-Speech : Enabled
Enhanced typesetting : Enabled
Print length : 61 pages
Lending : Enabled
Screen Reader : Supported





How to Choose a Church That's Right for You

Choosing a church can be a daunting task, but it's important to find one that's a good fit for you. Here are a few things to consider when making...



The Unbelievable World of Self-Working Close Up Card Magic: A Comprehensive Guide

Imagine having the power to perform mind-boggling card tricks that leave your audience in awe, without years of practice or complicated...