


From Nouns to Referenced Essays: The Ultimate Step-by-Step Guide to Accurate and Professional Academic Writing

Academic writing is a crucial skill for students and professionals alike. It allows you to communicate complex ideas clearly and concisely, and to support your arguments with evidence from reliable sources. Referenced essays are a common type of academic writing, and they require you to not only demonstrate your understanding of a topic but also to show that you have done your research and that your ideas are supported by evidence.

This guide will provide you with a step-by-step process for writing referenced essays, from identifying the nouns in your topic to paraphrasing and citing your sources. By following these steps, you can ensure that your essays are accurate, well-written, and properly referenced.



Get It Write!: From Nouns to Referenced Essays, the Ultimate Step-by-Step Guide to Accurate and Effective Writing (with Answers) by Leigh Pearson

★★★★☆ 4.8 out of 5

Language : English

File size : 22070 KB

Screen Reader : Supported

Print length : 19 pages

Lending : Enabled



Step 1: Identify the Nouns in Your Topic

The first step in writing a referenced essay is to identify the nouns in your topic. Nouns are words that name people, places, things, or ideas. By identifying the nouns in your topic, you can begin to narrow down your research and focus on the most important concepts.

For example, if your topic is "The Impact of Social Media on Mental Health," you would identify the following nouns:

- Social media
- Mental health
- Impact

Step 2: Research Your Topic

Once you have identified the nouns in your topic, you can begin to research your topic. This involves finding reliable sources that provide information on your topic. You can find sources by searching online, using library databases, or talking to experts in the field.

When you are evaluating sources, it is important to consider the following factors:

- **Authority:** Is the source written by an expert in the field?
- **Objectivity:** Is the source unbiased and free from personal opinion?
- **Currency:** Is the source up-to-date and relevant to your topic?

Step 3: Take Notes

As you read your sources, take notes on the key points that you want to include in your essay. Be sure to include the following information:

- The main point of the source
- Any supporting evidence or examples
- The author's name and the title of the source

Step 4: Paraphrase Your Sources

When you are writing your essay, it is important to paraphrase your sources instead of quoting them directly. Paraphrasing means putting the ideas from your sources into your own words. This helps you to avoid plagiarism and to demonstrate your understanding of the material.

To paraphrase a source, follow these steps:

1. Read the source carefully and identify the main point.
2. Restate the main point in your own words.
3. Make sure that your paraphrase is accurate and that it does not change the meaning of the original source.

Step 5: Cite Your Sources

It is important to cite your sources in order to give credit to the authors of the ideas that you are using in your essay. There are two main ways to cite sources: in-text citations and a reference list.

In-text citations are brief references to your sources that are placed within the body of your text. In-text citations typically include the author's last

name and the year of publication. For example:



“ Social media can have a negative impact on mental health (Smith, 2020). ”

Reference lists are lists of all the sources that you have used in your essay. Reference lists are typically placed at the end of the essay. Reference list entries typically include the following information:

- The author's name
- The title of the source
- The publisher
- The year of publication

Step 6: Structure Your Essay

The structure of your essay is important because it helps your reader to follow your argument and to understand your ideas. A typical essay structure includes the following sections:

- **Introduction:** This section introduces your topic and states your thesis statement.
- **Body paragraphs:** These paragraphs provide evidence and support for your thesis statement.
- **Conclusion:** This section summarizes your main points and restates your thesis statement.


Step 7: Format Your Essay

The format of your essay is important because it makes your essay look professional and easy to read. When you are formatting your essay, be sure to follow the guidelines of your instructor or the style guide that you are using.

Some common formatting guidelines include:

- Use 12-point Times New Roman font.
- Double-space your text.
- Use 1-inch margins on all sides.
- Include a header with your name, the course name, the instructor's name, and the date.
- Include a title page with the title of your essay, your name, and the date.

Writing referenced essays is a valuable skill that can help you to succeed in your academic and professional life. By following the steps outlined in this guide, you can ensure that your essays are accurate, well-written, and properly referenced.



Get It Write!: From Nouns to Referenced Essays, the Ultimate Step-by-Step Guide to Accurate and Effective Writing (with Answers) by Leigh Pearson

★★★★☆ 4.8 out of 5

Language : English

File size : 22070 KB


Screen Reader: Supported

Print length : 19 pages

Lending : Enabled

FREE

DOWNLOAD E-BOOK



How to Choose a Church That's Right for You

Choosing a church can be a daunting task, but it's important to find one that's a good fit for you. Here are a few things to consider when making...



The Unbelievable World of Self-Working Close Up Card Magic: A Comprehensive Guide

Imagine having the power to perform mind-boggling card tricks that leave your audience in awe, without years of practice or complicated...