


Comprehensive Study Guide & Preparation for Naturalization Application in the United States

Becoming a naturalized citizen of the United States is a significant achievement that comes with numerous rights and responsibilities. The naturalization process involves meeting specific eligibility requirements, submitting an application, passing a citizenship test, and attending an interview. This comprehensive study guide will provide you with the essential information and practical preparation tips to navigate this important milestone successfully.



US Citizenship Test Study Guide: Study guide and preparation to apply to the naturalization of the United States by Efrain Galeano

★★★★☆ 4.3 out of 5

Language	: English
File size	: 1036 KB
Text-to-Speech	: Enabled
Screen Reader	: Supported
Enhanced typesetting	: Enabled
Word Wise	: Enabled
Print length	: 121 pages
Lending	: Enabled



Eligibility Requirements

To be eligible to apply for naturalization, you must meet the following requirements:

- Be at least 18 years old.
- Have been a lawful permanent resident (green card holder) in the United States for at least 5 years (3 years if married to a U.S. citizen).
- Have resided continuously in the United States for at least 5 years (3 years if married to a U.S. citizen), and have been physically present in the country for at least half of that period.
- Be able to read, write, and speak basic English.
- Have a basic understanding of U.S. history and government.
- Be of good moral character.

The Application Process

To apply for naturalization, you must complete the following steps:

1. Download and fill out the N-400 application form from the U.S. Citizenship and Immigration Services (USCIS) website.
2. Gather the required supporting documents, such as your green card, passport, and evidence of residency.
3. Submit the completed application and supporting documents to USCIS along with the required filing fee.
4. Attend an interview with a USCIS officer, where you will be tested on your English skills, knowledge of U.S. history and government, and good moral character.
5. If you pass the interview, you will be scheduled for a naturalization ceremony, where you will take the Oath of Allegiance and become a U.S. citizen.

Study Guide

To prepare for the civics test, it is crucial to thoroughly study the following topics:

- **U.S. History:** Key events, figures, and documents in American history.
- **U.S. Government:** Structure, branches, and functions of the federal government.
- **Principles of American Democracy:** Values, beliefs, and principles that shape U.S. society.
- **Rights and Responsibilities of Citizens:** Constitutional rights, responsibilities, and the role of citizens in the political process.
- **Symbols of the United States:** The flag, the Great Seal, and other national symbols.

Preparation Tips

To increase your chances of success, consider the following preparation tips:

- Start studying early and consistently.
- Use official study materials from USCIS.
- Attend citizenship classes or workshops.
- Practice speaking and writing in English.
- Be confident and well-prepared for the interview.
- Dress professionally and arrive on time for your interview.

- Answer all questions honestly and thoroughly.
- Study the Naturalization Test Study Guide for Civics, which includes practice questions and a glossary of terms.
- Take practice tests to assess your understanding and identify areas where you need additional study.
- Seek support from family, friends, or community organizations if needed.

Interview Tips

During the naturalization interview, the USCIS officer will assess your eligibility, knowledge of U.S. history and government, English language skills, and good moral character. Here are some tips to help you succeed in your interview:


- Be polite and respectful.
- Speak clearly and confidently.
- Answer all questions truthfully and accurately.
- Provide specific examples to support your answers.
- Don't be afraid to ask for clarification if you don't understand a question.
- Be prepared to discuss your reasons for wanting to become a U.S. citizen.

Post-Application Follow-Up

After submitting your naturalization application, it is important to follow up regularly to check the status of your case. You can do this by:

- Creating an online USCIS account.
- Calling the USCIS Customer Service Center.
- Visiting the USCIS website for updates.

If you have any questions or concerns throughout the process, don't hesitate to contact USCIS for assistance. By following these guidelines and preparing thoroughly, you can increase your chances of successfully applying for and achieving U.S. citizenship through naturalization.



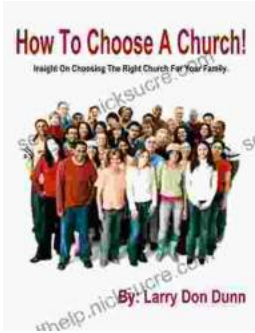
US Citizenship Test Study Guide: Study guide and preparation to apply to the naturalization of the United States

by Efrain Galeano

★★★★☆ 4.3 out of 5


Language	: English
File size	: 1036 KB
Text-to-Speech	: Enabled
Screen Reader	: Supported
Enhanced typesetting	: Enabled
Word Wise	: Enabled
Print length	: 121 pages
Lending	: Enabled





How to Choose a Church That's Right for You

Choosing a church can be a daunting task, but it's important to find one that's a good fit for you. Here are a few things to consider when making...



The Unbelievable World of Self-Working Close Up Card Magic: A Comprehensive Guide

Imagine having the power to perform mind-boggling card tricks that leave your audience in awe, without years of practice or complicated...