

Comprehensive Guide to Ace Your Commercial Driver License Exam at First Sitting



CDL Study Guide For Beginners (2024 – 2024): A Comprehensive Guide to Ace Your Commercial Driver's License Exam at First Sitting (CDL STUDY GUIDEBOOK (2024 – 2024) 1)

★★★★★ 5 out of 5

Language : English

File size : 2504 KB

Print length : 99 pages

Lending : Enabled



Getting a commercial driver license (CDL) is an important step for anyone who wants to drive large commercial vehicles. The CDL exam can be challenging, but with the right preparation, you can pass it at first sitting.

Step 1: Get a Commercial Learner's Permit (CLP)

The first step to getting a CDL is to get a commercial learner's permit (CLP). You can apply for a CLP at your local DMV. To be eligible for a CLP, you must be at least 18 years old and have a valid driver's license.

Step 2: Study for the CDL Exam

The CDL exam has three parts: a written test, a skills test, and a road test. You can study for the written test using the CDL study guide provided by

your local DMV. You can also take practice tests online or in a classroom setting.

To prepare for the skills test, you will need to practice driving a commercial vehicle. You can do this by taking driving lessons from a qualified instructor or by practicing with a friend or family member who has a CDL.

The road test is the final part of the CDL exam. During the road test, you will be required to drive a commercial vehicle in a variety of different conditions. You will also be asked to perform a number of different driving maneuvers.

Step 3: Take the CDL Exam

Once you are confident that you are ready, you can schedule your CDL exam. The exam will be administered by a state examiner. The examiner will first ask you to complete the written test. If you pass the written test, you will then be asked to complete the skills test and the road test.

If you pass all three parts of the CDL exam, you will be issued a CDL. Your CDL will allow you to drive any type of commercial vehicle that you are qualified to drive.

Tips for Passing the CDL Exam


Here are a few tips for passing the CDL exam at first sitting:

- **Start studying early.** The more time you have to study, the better prepared you will be for the exam.
- **Take practice tests.** Practice tests can help you identify your strengths and weaknesses so that you can focus your studying on the

areas where you need the most help.

- **Get plenty of driving experience.** The more experience you have driving a commercial vehicle, the better prepared you will be for the skills test and the road test.
- **Stay confident.** If you believe in yourself, you are more likely to succeed. So stay positive and confident, and you will be well on your way to passing the CDL exam.

Getting a CDL is a great way to open up new career opportunities. It can also be a rewarding experience. If you follow the tips in this guide, you will be well on your way to passing the CDL exam at first sitting and getting started on your new career.



CDL Study Guide For Beginners (2024 – 2024): A Comprehensive Guide to Ace Your Commercial Driver's License Exam at First Sitting (CDL STUDY GUIDEBOOK (2024 – 2024) 1)

★★★★★ 5 out of 5

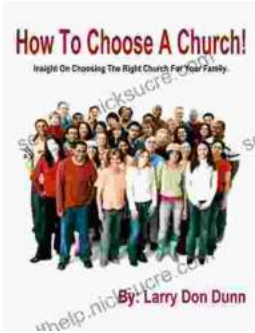
Language : English

File size : 2504 KB

Print length: 99 pages


Lending : Enabled





How to Choose a Church That's Right for You

Choosing a church can be a daunting task, but it's important to find one that's a good fit for you. Here are a few things to consider when making...



The Unbelievable World of Self-Working Close Up Card Magic: A Comprehensive Guide

Imagine having the power to perform mind-boggling card tricks that leave your audience in awe, without years of practice or complicated...