


A Comprehensive Guide to Mastering the Art of Badminton



HOW TO PLAY BADMINTON: A BEGINNERS GUIDE: Badminton basic handbook

★★★★★ 5 out of 5

Language : English
File size : 351 KB
Text-to-Speech : Enabled
Screen Reader : Supported
Enhanced typesetting : Enabled
Print length : 21 pages
Lending : Enabled



Badminton, a thrilling racquet sport enjoyed by millions worldwide, combines elements of speed, agility, and strategy. Whether you're an enthusiastic beginner or an aspiring pro, understanding the fundamentals of the game is crucial for reaching your full potential. This comprehensive guide will provide an in-depth exploration of badminton, covering everything from essential gear to court etiquette, to help you elevate your gameplay to new heights.

Essential Gear for Badminton

Embarking on a badminton journey requires the right equipment to ensure optimal performance. Here's a rundown of the essential items you'll need:

- **Racquet:** The badminton racquet is your primary tool, so choosing the right one is paramount. Factors to consider include weight, balance,

grip size, and string tension. Selecting a racquet that suits your playing style and skill level will significantly enhance your game.

- **Shuttlecock:** The shuttlecock, also known as a birdie, is the heart of the game. It consists of a cork base topped with a feathered skirt. Choosing the correct shuttlecock speed is essential, as it affects the flight characteristics and game pace.
- **Shoes:** Badminton requires quick movements and sudden stops, so wearing appropriate footwear is crucial. Badminton-specific shoes provide support, stability, and traction, reducing the risk of injuries.
- **Clothing:** Comfortable and breathable clothing allows for unrestricted movement and helps regulate body temperature. Moisture-wicking fabrics are recommended to keep you dry and focused.

The Badminton Court and Etiquette

The badminton court is a rectangular area divided into two halves by a net. The dimensions of the court vary depending on the type of game being played. Understanding the court layout and adhering to proper etiquette ensure a fair and enjoyable game.

Court Dimensions:

- **Singles:** 13.4 meters (44 feet) long by 5.18 meters (17 feet) wide
- **Doubles:** 13.4 meters (44 feet) long by 6.1 meters (20 feet) wide

Net Height:

- **Singles:** 1.55 meters (5 feet 1 inch) at the sidelines
- **Doubles:** 1.524 meters (5 feet) at the sidelines

Court Markings:

The court is marked with various lines and boundaries:

- **Singles sidelines:** Inner boundary lines for singles matches.
- **Doubles sidelines:** Outer boundary lines for doubles matches.
- **Center line:** Divides the court into two halves.
- **Service court lines:** Short lines parallel to the net, marking the area where serves must land.
- **Back boundary lines:** Lines at the far ends of the court.

Etiquette:

Observing proper etiquette is essential for a pleasant and respectful game of badminton:

- **Greet your opponent:** Shake hands or nod before and after the game.
- **Respect the court:** Avoid stepping on or over the court boundary lines.
- **Avoid distractions:** Minimize talking, making noise, or moving around unnecessarily during gameplay.
- **Call your own faults:** Sportsmanship dictates that players acknowledge and call their own errors.
- **Don't argue with the umpire:** Respect the umpire's decisions and avoid confrontations.

Basic Rules and Scoring

Understanding the basic rules of badminton is crucial for a successful game:

Goal of the Game:

The objective of badminton is to score points by hitting the shuttlecock over the net and into the opponent's court in such a way that they cannot return it.

Serving:

- **Underhand serve:** The serve must be hit diagonally into the opposite service court.
- **Service height:** The shuttlecock must be below the server's waist when struck.
- **Service court:** The shuttlecock must land within the designated service court.

Gameplay:

- **Rally:** The shuttlecock is hit back and forth across the net until it fails to be returned.
- **Out of Bounds:** If the shuttlecock lands outside the court boundaries, the opponent wins the point.
- **Net Fault:** Hitting the net or touching it with the shuttlecock results in a fault.

Scoring:

- **Rally Point System:** A point is scored on every rally, regardless of who served.

- **Game:** A game is won by the first player to reach 21 points with a lead of at least 2 points.
- **Match:** A match typically consists of the best of three games.

Winning Strategies and Techniques

Mastering the art of badminton involves developing effective strategies and techniques. Here are some tips to elevate your game:

Footwork:

- **Agility and Speed:** Badminton requires quick footwork to cover the court efficiently.
- **Balance:** Maintaining proper balance allows for quick changes in direction and powerful shots.
- **Lunges and Splits:** Advanced footwork techniques enhance reach and enable quick recovery.


Grip and Strokes:

- **Forehand Grip:** Used for power shots hit with the palm facing forward.
- **Backhand Grip:** Used for shots hit with the back of the hand facing forward.
- **Clear:** A high, deep shot that aims to push the opponent to the back of the court.
- **Drop Shot:** A soft, short shot that falls near the net, often catching the opponent off guard.

- **Smash:** A powerful overhead shot that aims to end the rally and score a point.

Strategy:

- **Control the Net:** Aggressive net play can put pressure on the opponent and force errors.
- **Vary Your Shots:** Mixing up your shots keeps the opponent guessing and makes them more likely to make mistakes.
- **Anticipate Your Opponent's Moves:** Reading your opponent's body language and shot selection can give you an edge.
- **Maintain Focus and Composure:** Badminton requires mental toughness and

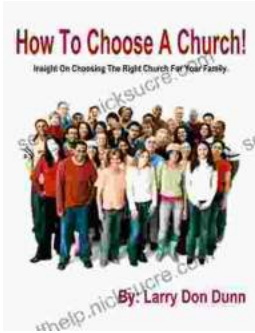


HOW TO PLAY BADMINTON: A BEGINNERS GUIDE: Badminton basic handbook

★★★★★ 5 out of 5


Language : English
File size : 351 KB
Text-to-Speech : Enabled
Screen Reader : Supported
Enhanced typesetting : Enabled
Print length : 21 pages
Lending : Enabled





How to Choose a Church That's Right for You

Choosing a church can be a daunting task, but it's important to find one that's a good fit for you. Here are a few things to consider when making...



The Unbelievable World of Self-Working Close Up Card Magic: A Comprehensive Guide

Imagine having the power to perform mind-boggling card tricks that leave your audience in awe, without years of practice or complicated...